

BF



This series includes the models compliant with automotive standards /
Bu sayfadaki parçalar aşağıdaki otomotiv standartlarını karşılamaktadır

General Motors	90.25.04
PSA	E24.54.815.G
Renault	EM24.54.700

Fixing base plate / Montaj alt plakası

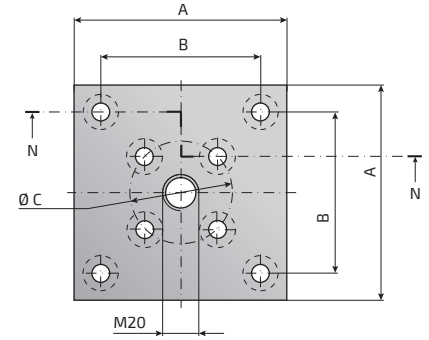
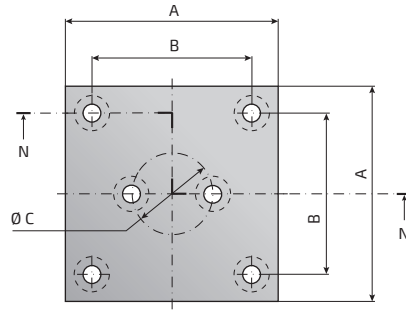
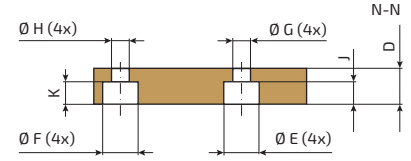
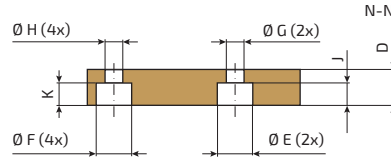


FIG. 1

FIG. 2

Model Model	Reference to Standards Referans standart	For models... Modeller için...	A mm	B mm	Ø C mm	D mm	Ø E mm	Ø F mm	Ø G mm	Ø H mm	J mm	K mm	FIG.
BF 45	ISO 11901-2, VDI 3003	AGS750, IGS500, LGS500	70	50	20	20	15	15	9	9	14	12	1
50	ISO 11901-2, VDI 3003	AGS1000, AGS1500, IGS750, VV750	75	56.5	20	20	15	15	9	9	14	12	1
63	ISO 11901-2	AGS1500	100	73.5	20	20	15	18	9	11	14	12	1
75	ISO 11901-2, VDI 3003	AGS1500, AGS2400, IGS1500, TGS5000, VV2385	100	73.5	40	20	15	18	9	11	14	12	2
95	ISO 11901-2, VDI 3003	AGS4200, IGS3000, VV2945	120	92	60	20	15	20	9	13.5	14	13	2
120	ISO 11901-2, VDI 3003	AGS6600, IGS5000	140	109.5	80	20	18	20	11	13.5	15	13	2
150	ISO 11901-2, VDI 3003	AGS9500, IGS7500	190	138	100	25	18	26	11	17.5	15	17	2
195	ISO 11901-2, VDI 3003	AGS20000, IGS10000	210	170	120	25	20	26	13.5	17.5	13	17	2

Fixing possibilities / Montaj olasılıkları

